



Monthly Board Report 38 – August 19, 2021

Projects: New High School
New Intermediate School
Renovations to Etna Elementary
Renovations & Addition to Kirkersville Elementary
Renovations to Pataskala Elementary
Renovations to Watkins for Middle School students
Abatement of Kindergarten Center
Demolition of Watkins Middle School

Date: August 19, 2021

Distribution: Bob Jennell
Richard Jones
Kasey Perkins
Southwest Licking Board of Education Members
OFCC

Executive Summary

Intermediate School – 11 month walkthrough to be scheduled.

High School – Building is occupied as school has begun. Punch list work continues and items identified as needing addressed are being tracked.

Off-Site Road Improvements – Work on Route 40 is underway.

Etna Elementary School – Above ceiling punch is being performed. Now that the air handlers and chiller are operational flooring installation is underway

Watkins High School Renovation – Demolition, Under-slab plumbing rough in, and framing are underway.

Kirkersville Elementary – DD documents have been submitted and estimates are underway.

Pataskala Elementary – The team is compiling additional information for the OFCC regarding the new building.

Milestone Dates

Intermediate School

- 11 month walkthrough to be scheduled

High School

- The building is occupied.



Etna Elementary

- Construction on-going

Watkins High School Renovation to Middle Schools

- Rough-ins have begun

Current Progress

The high school is occupied. The items currently remaining on the punch list are mostly due to waiting for material deliveries. Demolition continues at Watkins as MEP rough in and framing gets underway. The climate control system is functional at Etna, so finish work has commenced as the above ceiling inspections are underway. Design continues on Kirkersville

Upcoming Tasks

Kirkersville DD Phase submission

Risks

Estimate/Budget Reconciliation/GMP Negotiation

Allowances for later packages

Weather

COVID – 19 Delays and cost impacts

ODOT Work

Etna Roofing

Shortages of material

Cost impact

Action Items



Financial Status

SFC-180428
 Wednesday, September 1, 2021
Financial Executive Summary

Program Budget Overview

Original Total Master Plan Budget:	\$ 112,780,184.73
Approved Budget Adjustments:	\$ -
Adjusted Master Plan Budget:	\$ 112,780,184.73
Additional Local Funds (LFI):	\$ 17,358,490.02
REVISED TOTAL PROJECT BUDGET:	\$ 130,138,674.75
Commitments, Reservations and Adjustments:	
Amount Encumbered (Purchase Orders):	\$ 93,337,604.42
Owner Non-Construction Contingency	
Non-Construction Contingency Encumbered:	\$ 409,893.38
Remaining Owner Non-Construction Contingency	\$ (192,691.28)*
Owner Construction Contingency	
Executed Owner Change Orders:	\$ 1,329,760.65
Pending Owner Change Orders:	\$ -
Remaining Owner Construction Contingency	\$ 1,497,040.13
TOTAL REMAINING OWNER CONTINGENCY:	\$ 1,304,348.85

Included In GMP	Total CMR Contingency	\$ 2,498,271.31
	Executed CMR Change Orders:	\$ 756,661.87
	Pending CMR Change Orders:	\$ -
	Remaining CMR Contingency	\$ 1,741,609.44

TOTAL COMMITMENTS AND RESERVATIONS: **\$ 94,667,365.07**

Program Commitment/Payment Overview

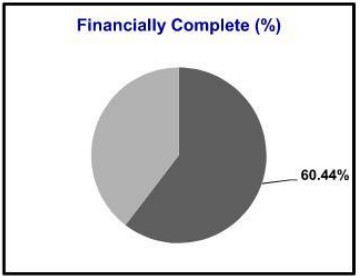
Project Commitments (by Fund):	
CFAP (State)	\$ 33,857,482.27
CFAP (Local)	\$ 41,382,751.36
LFI	\$ 19,744,128.58
TOTAL PROJECT COMMITMENTS:	\$ 94,984,362.21
Project Expenditures (by Fund):	
CFAP (State)	\$ 29,392,774.01
CFAP (Local)	\$ 35,924,143.71
LFI	\$ 13,341,120.03
TOTAL PROJECT EXPENDITURES:	\$ 78,658,037.75
Percent Paid to Date (by Fund):	
CFAP (State)	86.81%
CFAP (Local)	86.81%
LFI	67.57%
TOTAL PERCENT PAID TO DATE:	82.81%

Month to Month Comparisons

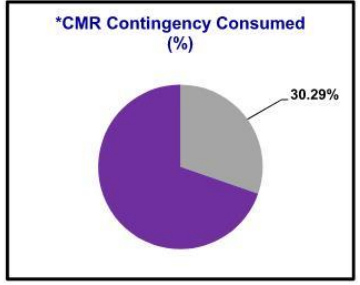
Contingency Consumption:	
Uncommitted Balance Amount - CURRENT	\$ 3,045,958.29
Uncommitted Balance Amount - PREVIOUS	\$ -
TOTAL CONTINGENCY INCREASE/(DECREASE):	\$ 3,045,958.29
Commitments:	
Commitment Amount - CURRENT	\$ 93,337,604.42
Commitment Amount - PREVIOUS	\$ -
TOTAL COMMITMENT INCREASE/(DECREASE):	\$ 93,337,604.42
Expenditures:	
Expenditure Amount - CURRENT	\$ 78,658,037.75
Expenditure Amount - PREVIOUS	\$ -
TOTAL EXPENDITURE INCREASE/(DECREASE):	\$ 78,658,037.75

*Budget adjustments have been made to rebuild soft cost contingency. The budget number is reflective of the original master plan budgets

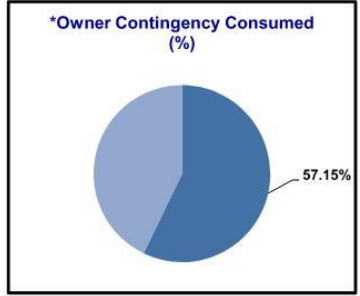
Project Metrics



*Graphs include Pending AND Executed Changes



*Graphs include Pending AND Executed Changes





Photos



