



Monthly Board Report 39 – September 16, 2021

Projects: New High School
New Intermediate School
Renovations to Etna Elementary
Renovations & Addition to Kirkersville Elementary
Renovations to Pataskala Elementary
Renovations to Watkins for Middle School students
Abatement of Kindergarten Center
Demolition of Watkins Middle School

Date: September 14, 2021

Distribution: Bob Jennell
Richard Jones
Kasey Perkins
Southwest Licking Board of Education Members
OFCC

Executive Summary

Intermediate School – 11 month walkthrough has been scheduled for October 15, 2021.

High School – Building is occupied as school has begun. Punch list work continues and items identified as needing addressed are being tracked.

Off-Site Road Improvements – Work on Route 40 is underway.

Etna Elementary School – Above ceiling inspection back-punch is being performed. Flooring and casework is being installed throughout. Site work continues.

Watkins High School Renovation – Rough-in is following behind the demolition as it continues through the building.

Kirkersville Elementary – DD Estimates are being evaluated and reconciled and construction documents are being developed.

Pataskala Elementary – The team is compiling additional information for the OFCC regarding the new building.

Milestone Dates

Intermediate School

- 11 month walkthrough is scheduled for October 15th

High School



- The building is occupied.

Etna Elementary

- Construction on-going

Watkins High School Renovation to Middle Schools

- Rough-ins have begun

Current Progress

Issued are being identified and tracked as the high school is occupied. The items currently remaining on the punch list are mostly due to waiting for material deliveries. Demolition continues at Watkins as MEP rough in and framing is underway. Finish work is underway at Etna as the site work prepares for paving to occur. Design continues on Kirkersville while the DD estimates are being reconciled.

Upcoming Tasks

Kirkersville DD Phase submission

Risks

Estimate/Budget Reconciliation/GMP Negotiation
Allowances for later packages
Weather
COVID – 19 Delays and cost impacts
ODOT Work
Etna Roofing
Shortages of material
Cost impact

Action Items



Financial Status

SFC-180428
 Tuesday, September 14, 2021
Financial Executive Summary

Program Budget Overview

Original Total Master Plan Budget:	\$ 112,780,184.73
Approved Budget Adjustments:	\$ -
Adjusted Master Plan Budget:	\$ 112,780,184.73
Additional Local Funds (LFI):	\$ 17,358,490.02
REVISED TOTAL PROJECT BUDGET:	\$ 130,138,674.75

Commitments, Reservations and Adjustments:	
Amount Encumbered (Purchase Orders):	\$ 93,337,604.42

Owner Non-Construction Contingency	\$ 217,202.10
Non-Construction Contingency Encumbered:	\$ 409,893.38
Remaining Owner Non-Construction Contingency	\$ (192,691.28)*

Owner Construction Contingency	\$ 2,826,800.78
Executed Owner Change Orders:	\$ 1,329,760.65
Pending Owner Change Orders:	\$ -
Remaining Owner Construction Contingency	\$ 1,497,040.13

TOTAL REMAINING OWNER CONTINGENCY: \$ 1,304,348.85

Included In GMP	Total CMR Contingency	\$ 2,498,271.31
	Executed CMR Change Orders:	\$ 756,661.87
	Pending CMR Change Orders:	\$ -
	Remaining CMR Contingency	\$ 1,741,609.44

TOTAL COMMITMENTS AND RESERVATIONS: \$ 94,667,365.07

Program Commitment/Payment Overview

Project Commitments (by Fund):	
CFAP (State)	\$ 33,857,482.27
CFAP (Local)	\$ 41,382,751.36
LFI	\$ 19,744,128.58
TOTAL PROJECT COMMITMENTS:	\$ 94,984,362.21

Project Expenditures (by Fund):	
CFAP (State)	\$ 30,067,143.37
CFAP (Local)	\$ 36,748,372.93
LFI	\$ 13,536,593.49
TOTAL PROJECT EXPENDITURES:	\$ 80,352,109.79

Percent Paid to Date (by Fund):	
CFAP (State)	88.81%
CFAP (Local)	88.80%
LFI	68.56%
TOTAL PERCENT PAID TO DATE:	84.60%

Month to Month Comparisons

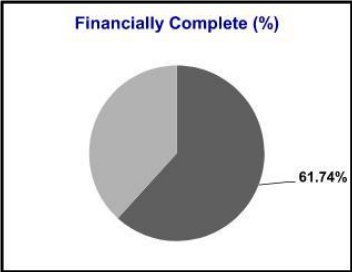
Contingency Consumption:	
Uncommitted Balance Amount - CURRENT	\$ 3,045,958.29
Uncommitted Balance Amount - PREVIOUS	\$ -
TOTAL CONTINGENCY INCREASE/(DECREASE):	\$ 3,045,958.29

Commitments:	
Commitment Amount - CURRENT	\$ 93,337,604.42
Commitment Amount - PREVIOUS	\$ -
TOTAL COMMITMENT INCREASE/(DECREASE):	\$ 93,337,604.42

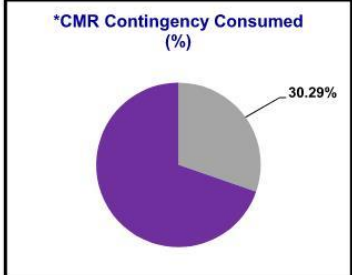
Expenditures:	
Expenditure Amount - CURRENT	\$ 80,352,109.79
Expenditure Amount - PREVIOUS	\$ -
TOTAL EXPENDITURE INCREASE/(DECREASE):	\$ 80,352,109.79

*Budget adjustments have been made to rebuild soft cost contingency. The budget number is reflective of the original master plan budgets

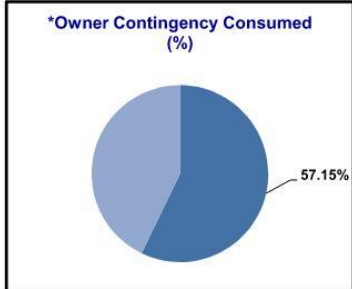
Project Metrics



*Graphs include Pending AND Executed Changes



*Graphs include Pending AND Executed Changes





Photos

